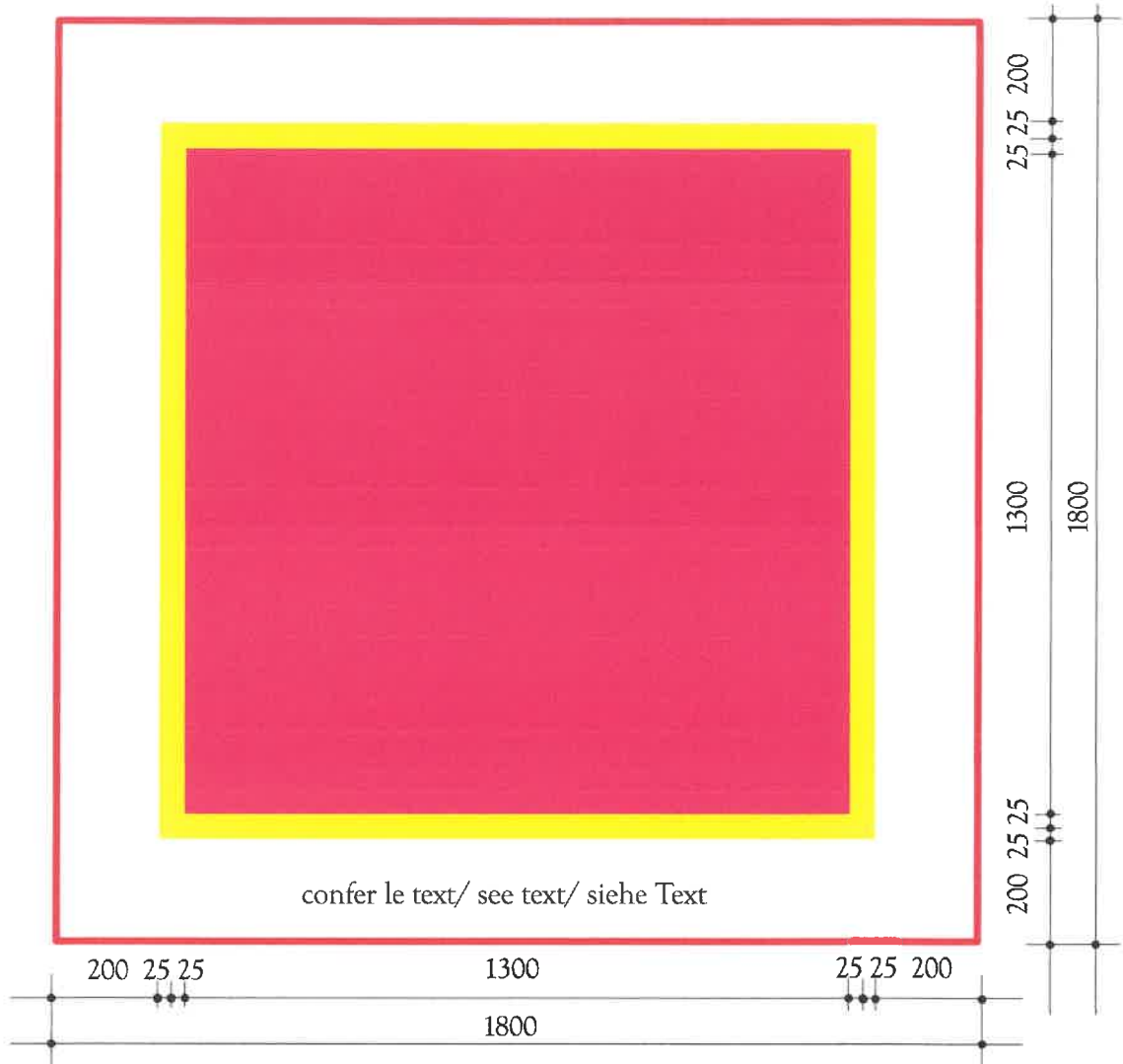


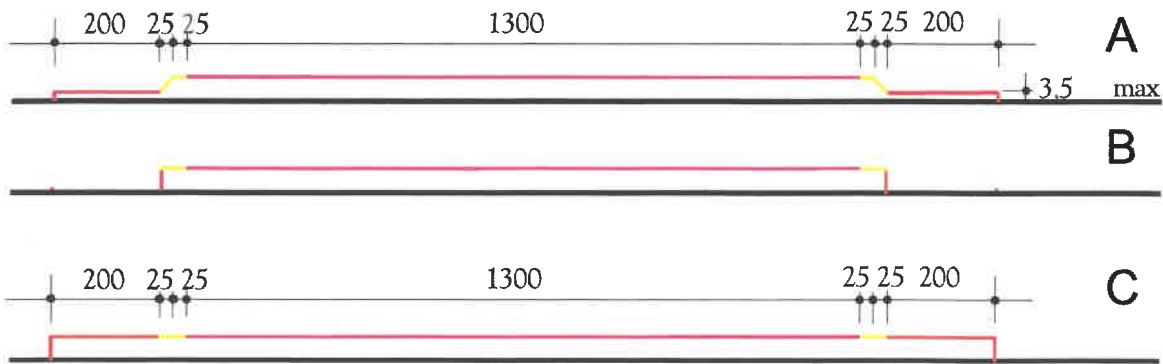
| |
|------------|
| II |
| RG 1 |
| 01.01.2015 |
| 70 |

Performance Area



- surface de compétition, arena, Wettkampffläche
- cadre, edge, Umrandung
- zone de sécurité, safety zone, Sicherheitszone

variantes, profile - variants, Schnitt - Varianten A, B, C



| |
|------------|
| II |
| RG 2-6 |
| 01.01.2018 |
| 71 |

Rope, Hoop, Ball, Clubs, Ribbon

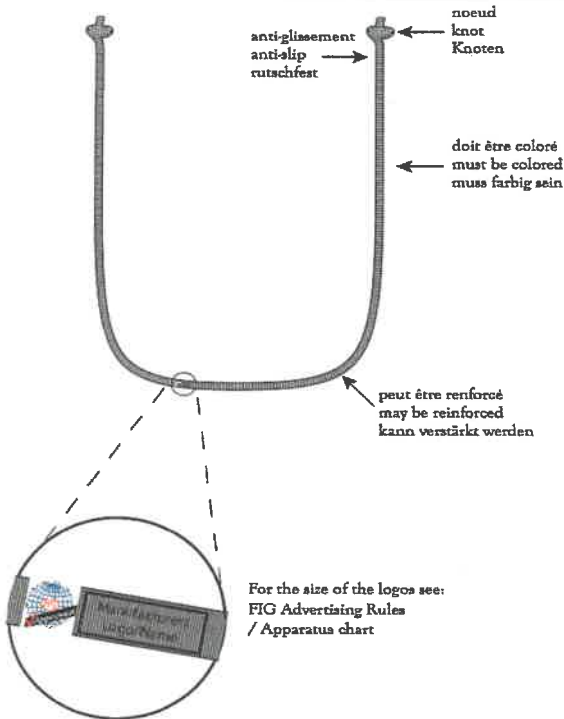
Use • Rhythmic Gymnastics

All hand apparatuses which are supposed to be used at FIG sanctioned events shall have markings according to FIG rules. The markings shall not be removable.
At FIG sanctioned events only FIG approved hand apparatuses shall be used.

Construction / Description of material, measurements

| | |
|--------------------------------|---|
| RG 2 Rope | <p>Material: Hemp or similar suitable material</p> <p>Length: Optional for Senior and Junior Gymnasts</p> <p>Thickness: Uniform or reinforced in the centre.</p> <p>Shape: Both rope-ends, with or without knots. Without wooden-handle. May be wrapped with a thin non-slip material in a length corresponding to the width of a hand.</p> <p>Colour: Optional. Bright colour preferred</p> |
| RG 3 Hoop | <p>Material: Wood or synthetics</p> <p>Weight: 300 g. minimum (260 g. min for Juniors) The weight specification shall be fulfilled unwrapped.</p> <p>Inner diam.: 800 – 900 mm Senior Gymnasts 700 – 900 mm Junior Gymnasts Can be wrapped</p> <p>Colour: Optional. Bright colour preferred.</p> |
| RG 4 Ball | <p>Material: Rubber or soft plastic, antistatic</p> <p>Weight: 400 g. minimum</p> <p>Diameter: 180 – 200 mm Senior and Junior Gymnasts</p> <p>Colour: Optional. Bright colour preferred.</p> |
| RG 5 Clubs | <p>Material: Wood or synthetics</p> <p>Length: 400 – 500 mm Senior and Junior Gymnast</p> <p>Weight: 150 g. min. The weight specification shall be fulfilled unwrapped.</p> <p>Shape: Bottle shape</p> <p>Diameter of the head: 30 mm max.</p> <p>Colour: Optional. Bright colour preferred. Can be wrapped. (The head of the clubs must be fixed firmly to the neck of the apparatus. It shall not rotate)</p> |
| RG 6 Gymnastic Ribbons | <p><i>Ribbon:</i></p> <p>Material: Satin or similar</p> <p>Length: Total length 6 m (min) in one piece (5 m min for Juniors). The part at which the ribbon is attached to the cane is doubled in a length of 1 m ± 0,1 m.</p> <p>Weight: 35 g. minimum, without the cane (30 g. min. for Juniors)</p> <p>Width: 40 – 60 mm</p> <p>Colour: Optional. Bright colour preferred.</p> |
| RG 6 Gymnastic Ribbons Cane | <p><i>Cane:</i></p> <p>Material: Wood, bamboo, fibreglass or synthetics</p> <p>Length: 500 – 600 mm</p> <p>Diameter: maximum 10 mm at the thickest point.</p> <p>Shape: cylindrical or conic. The handle may be wrapped in a thin anti-slip material with a length of 100 mm max.</p> <p>Colour: Optional.</p> <p><i>Fixture:</i></p> <p>Material: cord, nylon-thread or similar item, or moveable ring resp. a swivel attached to the cane.</p> <p>Length: 70 mm maximum</p> |

Rope, Hoop, Ball



Rope: Size of Logos

| "Manufacturers Logo/Name" | | |
|---------------------------|-------|-------------|
| (all values in mm) | value | Tolerance ± |
| width | 10 mm | ± 2 mm |
| length | 32 mm | - 24 mm |

| "FIG Approved" | | |
|--------------------|-------|-------------|
| (all values in mm) | value | Tolerance ± |
| width | 10 mm | ± 2 mm |
| length | 10 mm | ± 2 mm |

Remark: The FIG Logo can be turned to arrange the same orientation as the Manufacturers Logo/Name

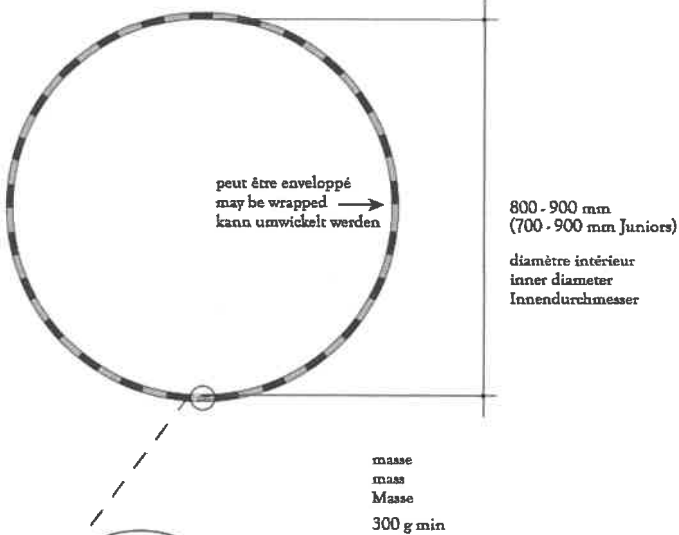
For the size of the logos see:
FIG Advertising Rules
/ Apparatus chart

Hoop: Size of Logos

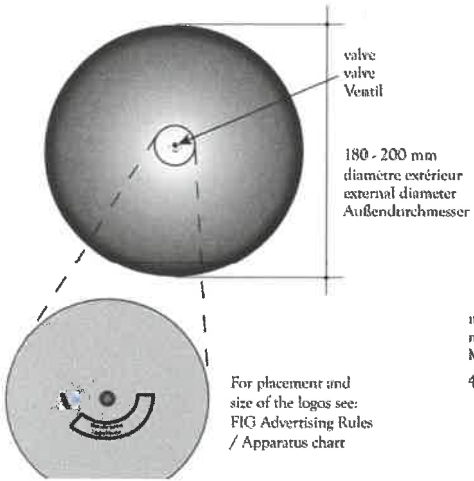
| "Manufacturers Logo/Name" | | |
|---|-------------------------------|-------------|
| (all values in mm) | value | Tolerance ± |
| width | 10 mm | ± 2 mm |
| length | 32 mm | - 24 mm |
| Position on the right side and on the middle axes | at the inner side of the hoop | - |

| "FIG Approved" | | |
|--|-------------------------------|-------------|
| (all values in mm) | value | Tolerance ± |
| width | 10 mm | ± 2 mm |
| length | 10 mm | ± 2 mm |
| Position on the left side and on the middle axes | at the inner side of the hoop | - |

Remark: The FIG Logo can be turned to arrange the same orientation as the Manufacturers Logo/Name



Placed at the inner side of the hoop.
For the size of the logos see:
FIG Advertising Rules
/ Apparatus chart



For placement and size of the logos see:
FIG Advertising Rules
/ Apparatus chart

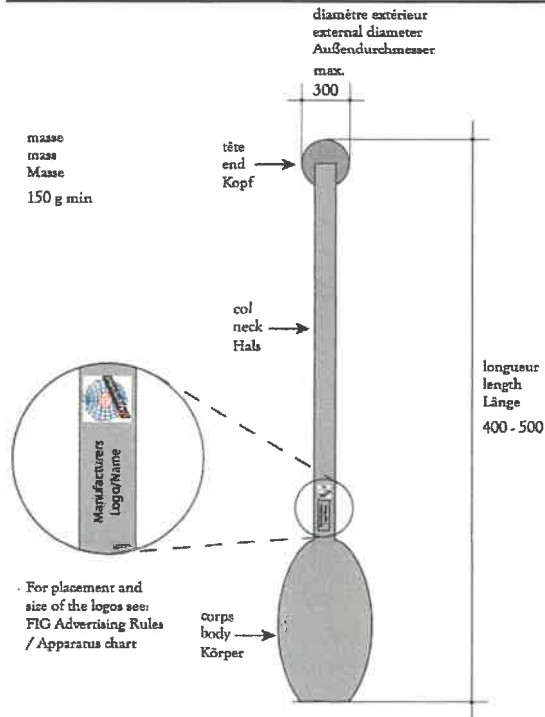
Ball: Size of Logos

| "Manufacturers Logo/Name" | | |
|---------------------------|-------|-------------|
| (all values in mm) | value | Tolerance ± |
| width | 10 mm | ± 2 mm |
| length | 32 mm | - 24 mm |
| Distance from the valve | 10 mm | ± 5 mm |

Remark: The Manufacturers Logo can be rectangular or curved as indicated in the drawing.

| "FIG Approved" | | |
|-------------------------|-------|-------------|
| (all values in mm) | value | Tolerance ± |
| width | 10 mm | ± 2 mm |
| length | 10 mm | ± 2 mm |
| Distance from the valve | 10 mm | ± 5 mm |

Clubs, Ribbon



Clubs: Size of Logos

| "Manufacturers Logo/Name" | | |
|---------------------------|-------|-------------|
| (all values in mm) | value | Tolerance ± |
| width | 10 mm | ± 2 mm |
| length | 32 mm | - 24 mm |
| Distance to the body | 20 mm | ± 15 mm |

| "FIG Approved" | | |
|--------------------|-------|-------------|
| (all values in mm) | value | Tolerance ± |
| width | 10 mm | ± 2 mm |
| length | 10 mm | ± 2 mm |

Remark: The FIG Logo can be turned to arrange the same orientation as the Manufacturers Logo/Name

toutes longueurs en mm
all lengths in mm
alle Längen in mm

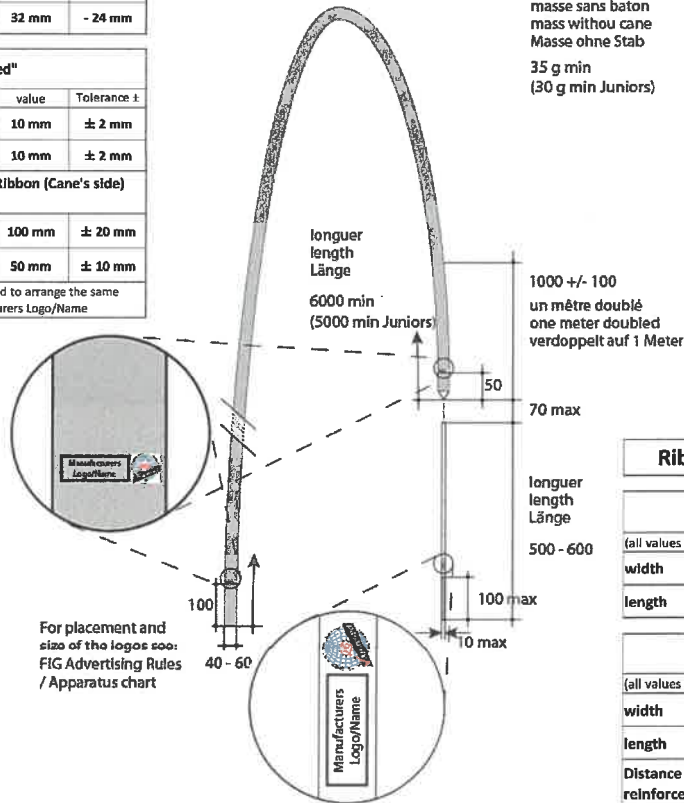
Ribbon: Size of Logos

| "Manufacturers Logo/Name" | | |
|---------------------------|-------|-------------|
| (all values in mm) | value | Tolerance ± |
| width | 10 mm | ± 2 mm |
| length | 32 mm | - 24 mm |

| "FIG Approved" | | |
|--------------------|-------|-------------|
| (all values in mm) | value | Tolerance ± |
| width | 10 mm | ± 2 mm |
| length | 10 mm | ± 2 mm |

| Position at the beginning of the Ribbon (Cane's side) and at the end of the Ribbon | | |
|--|--------|---------|
| Distance from the end | 100 mm | ± 20 mm |
| Distance from the beginning | 50 mm | ± 10 mm |

Remark: The FIG Logo can be turned to arrange the same orientation as the Manufacturers Logo/Name



Ribbons Cane: Size of Logos

| "Manufacturers Logo/Name" | | |
|---------------------------|-------|-------------|
| (all values in mm) | value | Tolerance ± |
| width | 10 mm | ± 2 mm |
| length | 32 mm | - 24 mm |

| "FIG Approved" | | |
|--------------------------------------|-------|-------------|
| (all values in mm) | value | Tolerance ± |
| width | 10 mm | ± 2 mm |
| length | 10 mm | ± 2 mm |
| Distance to the 100 mm reinforcement | 10 mm | ± 2 mm |